



Nature Photo Times

Founded 1956

Member: Photographic Society of America & Twin Cities Area Council of Camera Clubs

Vol. 56, No. 5 - January 2012

The Twin Cities Area Council of Camera Clubs (TCACCC) Presents

27th Annual Spring Break Seminar 2012

The Camera Council is pleased to present an exciting weekend of: Saturday photography seminars, including a Canon Explorer of Light presentation by Lewis Kemper; vendor booths, door prizes, the 2012 Interclub Awards, and an all-day Sunday nature seminar by Rod Planck.

Saturday and Sunday, March 24-25, 2012

Chippewa Middle School, North Oaks, Minnesota 55126




Rod Planck - Rod Planck Photography, McMillan, Michigan

With over 25 years in the nature photography industry Rod's images have appeared in such magazines as *Audubon*, *Sierra* and many others, as well as in numerous calendars and textbooks. Rod's work has also been featured in print advertisements for Nikon, Fuji, and Kodak. A number of books feature his images, including *The Nature of America*, *Birds of North America*, and *Wild Michigan*. Rod and his wife Marlene are as enthusiastic about teaching others about nature photography as they are about being in the field themselves. They have led and conducted hundreds of nature photography tours, workshops and one-day seminars throughout North America and as far away as Antarctica.



Lewis Kemper – Sponsored by Canon

Lewis has been photographing the natural beauty of North America, and its parklands for over 30 years. He has been selected to Canon's Explorers of Light program which features some of the country's most influential photographers. His work has been exhibited and published in magazines, books, and calendars worldwide, as well as being sold for editorial and commercial uses in more than 16 countries. His latest publication *Photographing Yosemite Digital Field Guide* was voted in the top 20 field guides. He also produces the acclaimed Photoshop training DVD's *The Photographer's Toolbox for Photoshop* and *The Photographer's Toolbox for Lightroom*. Lewis is a contributing editor to *Outdoor Photographer*, *Digital Photo* and *NANPA Currents* magazines.



Mike Moats – Sponsored by Tamron

Mike is an award winning, professional nature photographer from Sterling Heights, Michigan. Mike has had articles and images published in *Outdoor Photographer*, *Natures Best*, *Nature Photographer*, *Photolife*, *PC Photo*, *NANPA's Expressions* Books, and many more. He has won numerous local and international awards, and is a featured "Macro Master" on the Tamron website. Mike offers "Macro Boot Camp" workshops around the country, and owns his own Macro Nature Forum (macronatureforum.com). He has a soft cover book called *Tiny Landscapes*, and five how-to e-books on macro photography and business.



John Gregor – Coldsnap Photography & Waterfront Gallery, Two Harbors, Minnesota

John's documentation of over 75 Scientific and Natural Areas in Minnesota, funded by the Minnesota Dept. of Natural Resources and the Nature Conservancy, resulted in numerous publications including *Worlds Within a World* (1999 winner of the Minnesota Book Award). Other work includes: Official Track Photographer at Canterbury Downs Racetrack; documentation of first attempted kayak descent of the Blue Nile; and an on-going project on horse-mounted military musical bands. Other book credits include *Growing Home*; *Stories of 32 Ethnic Gardeners* (2000 American Horticulture Book of the Year Award), *Northland Wildflowers*, and *Northern Treasure*, the University of Minnesota Landscape Arboretum's 100 year commemorative book.

Tentative Program

Saturday, March 24	
7:30 AM	Registration (refreshments)
8:00 AM	Vendor Booths Open
8:45 AM	Welcome
9:00 AM	Speaker TBA
10:15 AM	John Gregor
11:30 AM	Hot Lunch & Vendor Booths
1:00 PM	Mike Moats – Creating Great Art with Macro Photography
2:15 PM	Rod Planck -- The Essence of Nature Photograph
3:45 PM	Break (refreshments)
4:15 PM	Lewis Kemper
6:00 PM	TCACCC Interclub Awards
6:45 PM	Close

Sunday, March 25	
11:30 AM	Registration (refreshments)
Noon	Rod Planck Nature Seminar-- Field Techniques for the Nature Photographer
2:30 PM	Break (refreshments)
3:15 PM	Rod Planck Nature Seminar -- Composing World-class Images in the Field
6:00 PM	Close

Directions: Chippewa Middle School

5000 Hodgson Road, North Oaks, MN 55126

1. From east or west on I-694, take exit 45, Rice Street, and go north.
2. To 1.2 miles, keep left onto Hodgson Road.
3. Continue 2.2 miles to Chippewa Middle School.
4. Turn right for parking, enter Door #2.

Suggested Accommodations

I-35E, Exit 117, Highway 96

AmericInn of White Bear Lake

4675 White Bear Lake Parkway
White Bear Lake, MN 55110
651 429-7131

To Chippewa School, take Hwy 96 west 3.4 miles to Hodgson Road, turn right 0.9 miles to school.

I-694, Exit 43 A, Lexington Avenue

Hampton Inn North

1000 Gramsie Road
Shoreview, MN 55126
651 482-0402

To Chippewa School – take Lexington north to Hwy 96, right on 96, 1.6 miles to Hodgson Road, then left on Hodgson 0.9 miles to school.

MNPC Photography Seminar
February 25, 2012

Which camera features do you really need to take excellent nature images? Are you in a rut and looking for inspiration? This is the seminar for you! The essential features on your DSLR camera will be discussed during the morning session. Each participant will get individual attention from an experienced photographer who will guide you through the maze of options on your DSLR. Bring your camera, owner's manual, and a fully charged battery. The first two hours will be indoors and the third hour will be outdoors (weather permitting) to allow practice of newly found skills.

The afternoon session will concentrate on art and creativity in nature photography. Expert MNPC photographers will give presentations that to show you how you can create an image that fits with your vision. The use of light, depth of field, and other creative techniques will be emphasized. By the use of inspirational photos and discussion of techniques used you will finish the day with new ideas and renewed enthusiasm for nature photography.

Each presenter has a passion for nature photography and is an experienced instructor. Presenters have spent innumerable hours observing wildlife and photographing at Crex Meadows Wildlife Area, Grantsburg, Wisconsin. All proceeds will be donated to the Endowment Fund of the Friends of Crex to help fund a full time environmental educator.

Schedule

	Basic Digital Camera Skills	
9:00	Dale Bohlke	Welcome, Intro to Crex
9:15	Dale Bohlke, et al	Digital Basics
11:15	Dale Bohlke, et al	Field Exercises
12:15		Lunch
	Vision in Nature Photography	
1:30	Dale Bohlke	Welcome, Intro to Crex
1:45	Dale Bohlke	Wildflower Explorations
2:30	John Pennoyer	Seeing the light
3:30	Mariann Cyr	Do you see what I see?
4:30	Mike Prokosch	Looking at Small Things
5:30	Ron Cleveland	Equipment Dreams
6:30		Adjournment



Minnesota Nature Photography Club

Nature Photography Seminar - Saturday Feb. 25, 2012

MNPC Member ___

(Please Print)

Name: _____

Address: _____

City: _____ State: _____ Zip: _____

Home phone: (____) _____ Work phone: (____) _____

E-mail address: _____

Please check one or both of the below courses.

1. Basic Digital Photography - \$20 ___

9 AM - 12(noon)

2. Vision in Nature Photography - \$40 ___

1:30 PM - 6:30 PM

Total Amount enclosed = _____

Please return completed form with your check payable to "MNPC" to

Don Nadreau
124 Ardmore Dr.
Golden Valley MN 55422

Salon submission guidelines:


Deadline for submitting images and other instructions:


<http://www.minnesotanature.org/Pages/salondigital.html>


Requirements for Preparing and Submitting Digital Images


E-Mail your one or two images to salon@minnesotanature.org before 6:00 PM the Sunday before the meeting - the earlier the better to allow for the proper archiving and presentation of your image.


*Digital images need to be in the following format to be accepted:

 Computer adjustments to any image must comply with [PSA rules](#) for "Digital Images"

 JPEG file format (.jpg)


 Image size; minimum 1024 pixels, maximum 1280 pixels along the longest dimension.

 Use the sRGB color space since that is how they will be displayed. If you are not familiar with the concept of color space, don't worry about it.

 File name for each image should be your personal 4-digit identification number* followed by a 12-letter image title. Add a (W) when the image complies with the PSA definition of [authentic wildlife](#). For example:

1903 Dawn Swans (W).jpg - First image for member 903

2903 MarshMargld.jpg - Second image for member 903

 Please type your two filenames, each on a new line, in the body of your email. Attach - do not embed - the images to a regular email message and email to salon@minnesotanature.org. The subject line should contain something like "Images for October salon".

Submissions which do not comply with the above requirements hinder file management and could be rejected or delayed entry to a salon until requirements are met.

**If you would like to be assigned a four-digit identification number, do not understand these requirements or require help to comply with them, please email your name and phone number to salon@minnesotanature.org and someone will contact you.*

Nature Photo Times

Published Sept.-May by the
Minnesota Nature Photography Club
www.minnesotanature.org

Editor: Jay Olson-Goude, 763-772-6485,
jolson-goude@msn.com
1154 Lois Court
Shoreview MN 55126

President: Roger Williams 763-574-1450

mcd30@msn.com

Vice Pres.: Betty Gossens-Bryan

bdbryanmb@aol.com

Treasurer: Don Nadreau 763-377-4589

don.nadreau@gmail.com

Secretary: Linda Nygren 651-778-0340

stereogal@gmail.com

Meetings are held on the third Wednesday of the month, September through May

6:00 PM - Set-up and Social Time

6:30 PM - Announcements and Business

6:45 PM - Program

7:45 PM - Nature Salon (Competition and Judge's Comments).

Meetings are held at:

REI

750 West American Blvd

Bloomington, MN 55420

January Meeting Wednesday January 18, 2011

January presentation:

Mike Prokosh will present images from the 2011 Northstar competition



Nature Photo Times

Founded 1956

Member: Photographic Society of America & Twin Cities Area Council of Camera Clubs

Vol. 56, No. 6 - February 2012

We, the story tellers

By David Ellenbecker

While looking through the club directory the other day, I came upon a few lines I had read before, but had pretty much forgotten. Talking about submissions to the club's monthly salon, it said: "Each entry should tell a natural history story with as much elegance as possible" and went on to say, "The story-telling value of a photograph must be weighed more than the pictorial quality." At a recent meeting the judge designated a number of "10's." Many of these were bird photos, and of these, most were of birds in flight, which, not many years ago, would have been difficult to do, but with today's excellent cameras, are a popular subject. You might think that a picture of a bird in flight wouldn't have much story-telling value. You might say, "Birds fly. It's what they do. Get over it." You might also think that a photo of a spring ephemeral poking up through last year's leaves might not have a lot of story-telling value. After all, they've been doing this for thousands of

springs. It's what they do when spring rolls around. Let's get over it. Or, maybe, pictures of autumn's colorful trees, as their leaves change color from the shortening daylight hours and the loss of their chlorophyll. This, too, is not exactly newsworthy, nor is the fact that rutting deer clash antlers, or that elk bugle in the mating season, or that butterflies emerge from a chrysalis to unfold and dry their wings. But all of these examples are stories. They are stories of nature, and its ongoing miracles. And the members of this club, of which I am proud to belong, are the story-tellers. We carry heavy packs and tripods, endure ticks and mosquitoes, and sometimes travel great distances, eager to record, as artfully as we can, new stories about old subjects, in old places; stories with enough impact and freshness to please ourselves, and, who knows, perhaps a judge. Oh, and don't forget the elegance.

**Minnesota Nature
Photography Club**

January Salon Scores

Judge: Mariann Cyr

Photographer	Title	Score
Alan Schulz	Elephant Seal – 4 Tons (w)	8
Alan Schulz	Two Gentoos at Sunset (w)	8
Carole Mannheim	Yosemite Falls	8
Dave Perez	Lizards on Lily	8
Dave Sime	Morning Light	8
Dennis Newton	Upper Michigan Keweenaw Bay	8
Jean McDonough	Three Tigers Looking (w)	8
Jerry Hogeboom	Townsend's Solitaire (w)	8
John Anderson	Owl Shook Up (w)	8
John LaMere	Tree Frog (w)	8
John LaMere	Autumn Muskrat (w)	8
John Pennoyer	Hill's Thistle on the Prairie	8
John Pennoyer	Emerging Small Yellow Lady's Slipper	8
Larry Weinman	Preening Time (w)	8
Larry Weinman	Monarch Feeding (w)	8
Paul Kammen	Eagle With Lunch (w)	8
Rick Graves	Junior (w)	8
Ted Galombos	Foggy Morning	8
Karl Fiegenschuh	Split (w)	9
Don Specht	Owl Butterfly	9
Jerry Hogeboom	Swan and Cygnets (w)	9
Dennis Newton	Backwater Chippewa River	9
Jeff Hahn	Caterpillars (w)	9
Don Specht	Early Morning Iris	10
Dave Klein	Black-capped Chickadee (w)	10
Roger Williams	The Strike (w)	10
Jean McDonough	Red Fox in the Woods	10
Karl Fiegenschuh	Kodiak Dance	10

Salon submission guidelines:







Deadline for submitting images and other instructions:

<http://www.minnesotanature.org/Pages/salondigital.html>

Requirements for Preparing and Submitting Digital Images

E-Mail your one or two images to salon@minnesotanature.org before 6:00 PM the Sunday before the meeting - the earlier the better to allow for the proper archiving and presentation of your image.

*Digital images need to be in the following format to be accepted:

-  Computer adjustments to any image must comply with [PSA rules](#) for "Digital Images"
-  JPEG file format (.jpg)
-  Image size; minimum 1024 pixels, maximum 1280 pixels along the longest dimension.
-  Use the sRGB color space since that is how they will be displayed. If you are not familiar with the concept of color space, don't worry about it.
-  File name for each image should be your personal 4-digit identification number* followed by a 12-letter image title. Add a (W) when the image complies with the PSA definition of [authentic wildlife](#). For example:
1903 Dawn Swans (W).jpg - First image for member 903
2903 MarshMargld.jpg - Second image for member 903
-  Please type your two filenames, each on a new line, in the body of your email. Attach - do not embed - the images to a regular email message and email to salon@minnesotanature.org. The subject line should contain something like "Images for October salon".

Submissions which do not comply with the above requirements hinder file management and could be rejected or delayed entry to a salon until requirements are met.

**If you would like to be assigned a four-digit identification number, do not understand these requirements or require help to comply with them, please email your name and phone number to salon@minnesotanature.org and someone will contact you.*

Nature Photo Times

Published Sept.-May by the
Minnesota Nature Photography Club
www.minnesotanature.org

Editor: Jay Olson-Goude, 763-772-6485,
jolson-goude@msn.com
1154 Lois Court
Shoreview MN 55126

President: Roger Williams 651-633-2168
rwill3450@comcast.net
Vice Pres.: Betty Gossens-Bryan
bdbryanmb@aol.com
Treasurer: Don Nadreau 763-377-4589
don.nadreau@gmail.com
Secretary: Linda Nygren 651-778-0340
stereogal@gmail.com

Meetings are held on the third Wednesday of the month, September through May

6:00 PM - Set-up and Social Time
6:30 PM - Announcements and Business
6:45 PM - Program
7:45 PM - Nature Salon (Competition and Judge's Comments).

Meetings are held at:

REI
750 West American Blvd
Bloomington, MN 55420

February Meeting Wednesday February 15, 2011

February presentation:

Vijay Karai

Last Summer Jay and I went on a Photo Safari to Kenya. It was a 17-day sojourn filled with daily adventures that is hard to believe, but we have pictures that say a thousand words to prove it. The show is about the last place of sanctuary for some of this wildlife that can only be preserved by tourism.

Vijay was born in Bangalore, India in a rather large family. Last of 14 siblings, his interest in photography developed when he was young. His primary interest was in black and white photography, which he practiced in the wet darkroom for many years before converting to a digital darkroom. Being a self taught artist he has practiced other genres such as painting and

Batik, but he has devoted over thirty years to the study and practice of photography.

While in India, Vijay had lived in Bangalore where he was exposed to several photographic masters. Later after completing college, he lived in a farm in a village that taught him the simplicity of life. When he immigrated to the USA in 1982, he took to photography with gusto and soon excelled in photo clubs and international photo exhibitions. He currently works in the IT industry, but spends almost all his free time either photographing or engaging in photographic endeavors. He regularly teaches a photography class in Blaine, Minnesota where he has lived for over 25 years. He judges local and international exhibitions as well as county fairs. His images are widely published in calendars and catalogs. He has had several exhibitions including at the Blaine City Hall. As an avid runner he has run several marathons and clearly understands the power of training and practice. He employs the same single-minded devotion to photography.

MN Nature Photography Club Photo Exhibit

There will be an exhibit for our members at the Minnesota Valley National Wildlife Refuge visitor center. The dates of the exhibition will be February 1st through March 31st, 2013. Volunteers will be needed to help hang and take down the show. Additional details to follow.

Spring Break 2012

The 2012 TCACCC Spring Break will be held at Chippewa Middle School in North Oaks. The event will be two days (either day can be purchased separately) and will be held on March 24 & 25. The Saturday program includes several speakers in an all-day seminar. The speakers include John Gregor (Coldsnap Photography), Lewis Kemper (sponsored by Canon), Mike Moates (sponsored by Tamron), and our keynote speaker Rod Planck (Rod Planck Photography). The Sunday program will be an afternoon-long Nature Photography Workshop presented by Rod Planck.

Registration is limited to 325 persons. Details and registration forms are available at
<http://www.cameracouncil.org>

The newsletter needs your help!

Without content contributions from club members, the newsletter starts looking pretty thin. As much as we all appreciate the contributions of "The Usual Suspects," there are another 100+ of you out there that I'm sure have some great ideas, too. Stories, tutorials, anecdotes, photographer jokes – anything – please, just send it in. Let's all help make this newsletter a useful and enjoyable tool!



Nature Photo Times

Founded 1956

Member: Photographic Society of America & Twin Cities Area Council of Camera Clubs

Vol. 56, No. 7 - March 2012

Look back in wonder

By David Ellenbecker

One of my first cameras was a Kodak box camera. The accompanying instructions were brief. Everything was in focus from six feet to infinity and you were cautioned to keep the sun at your back. We have shoeboxes full of pictures of people squinting into the sun.

Modern digital cameras come with a book of helpful instructions, and some of these run for several hundred pages. There are so many functions built into the cameras that one needs instructions to remember which buttons to push to select shooting modes, focussing options, white balance settings, degrees of saturation, etc. But, do we need these instructions? I sure do. Even though I've been using my digital camera for three years, I still need to keep the information handy, especially in the spring as I don't do much winter shooting, and I tend to forget some pretty basic stuff, especially on the first couple of outings.

Thinking about camera difficulties, I wondered about problems that primitive photographers encountered. So, I went on the information highway, and Googled "William Henry Jackson", who was the pioneer photographer of the West. Jackson was born in 1843, and died in 1942 - Ninety-nine years! When in his twenties, Jackson went west to photographically record the geographic nature of the territories for the National Geological Services Dept.

His gear usually consisted of three cameras. One was a stereographic camera. Maybe you remember stereoscopes, the double imaged cards you put in a hand-held rack, and when you looked into the viewer, provided a three dimensional view of the scenery. He also carried two large format view cameras, one 8x10, and one 18x 22. Both required heavy, fragile glass plates, which needed to be

coated with a light sensitive emulsion, exposed, and developed on-site before the wet collodion emulsion dried. Without light meters, exposure times were guesswork, but usually ran between five seconds and twenty minutes, depending on light conditions. Preparing, exposing, developing, fixing, and washing each image took about an hour, and the plates needed to be washed in some handy mountain stream before the emulsion dried. Mules carried his cameras and equipment, including a portable darkroom and the heavy wooden tripods, and he had a team of riflemen to protect against hostile Indians.

The weight of the glass plates limited the number of exposures possible on any one trip. Once, a mule stumbled and lost its footing, and Jackson lost a month's work. (Google didn't mention what happened to the mule.) But, bear in mind that these plates were negatives, and needed a lengthy session in the darkroom for prints. Jackson's pictures of Yellowstone convinced Congress to make it the country's first national park, in 1872. Congress could still agree on something back then.

It was quite an achievement. It makes me wonder at the incredible change in photographic equipment and methods since then. I also wonder how much better they can get. The feature of nature photography that has not changed is that we photographers still have to... or maybe I should say, are lucky enough, to go out and discover subjects and record them on all this wonderful equipment.

**Minnesota Nature
Photography Club**

February Salon Scores

Judge: Vijay Karai

Photographer	Title	Score
John Anderson	Yellowstone Bluebird (w)	8
Mark Sampson	Cape Buffalo (w)	8
Karl Fiegenschuh	Gambel's Quail (w)	8
Rick Graves	The Call (w)	8
John Pennoyer	Napping Chicken (w)	8
Don Tredinnick	Young Buck 2 - Acadia	8
Roger Williams	Skimmer (w)	8
David Zosel	Mallard (w)	8
Gary Colvard	Hoary Vervain	8
Scott Landsiedel	Loon Up Close (w)	8
Mark Sampson	Rhino Pair (w)	8
Paul Kammen	Varied Thrush (w)	8
Ron Cleveland	Yellowstone River	8
Debbie Kippen	In The Bud	8
Mariann Cyr	Jellyfish	8
Mike Holtz	Bald Eagle (w)	8
Carole Mannheim	Redtail Aloft (w)	8
John Pennoyer	Peyto Lake	8
Roger Williams	Black-bellied Plover (w)	8
David Zosel	Purple Piper	8
Gary Colvard	Beaver Pond	8
Dennis Newton	Bond Falls	8
Mariann Cyr	Sea Otter (w)	9
Jerry Hogeboom	Swan Heart (w)	9
Larry Weinmann	Resting Dragonfly (w)	9
Debbie Kippen	Look Out Below (w)	10
Alan Schulz	Steamer Duck Family (w)	10
Ron Lagerquist	Columbine.03	10
John LaMere	Nuthatch (w)	10
Alan Schulz	Two Eagles On Sea Ice (w)	10
Don Specht	Bard Owl (w)	10

Salon submission guidelines:







Deadline for submitting images and other instructions:

<http://www.minnesotanature.org/Pages/salondigital.html>

Requirements for Preparing and Submitting Digital Images

E-Mail your one or two images to salon@minnesotanature.org before 6:00 PM the Sunday before the meeting - the earlier the better to allow for the proper archiving and presentation of your image.

*Digital images need to be in the following format to be accepted:

-  Computer adjustments to any image must comply with [PSA rules](#) for "Digital Images"
-  JPEG file format (.jpg)
-  Image size; minimum 1024 pixels, maximum 1280 pixels along the longest dimension.
-  Use the sRGB color space since that is how they will be displayed. If you are not familiar with the concept of color space, don't worry about it.
-  File name for each image should be your personal 4-digit identification number* followed by a 12-letter image title. Add a (W) when the image complies with the PSA definition of [authentic wildlife](#). For example:
1903 Dawn Swans (W).jpg - First image for member 903
2903 MarshMargld.jpg - Second image for member 903
-  Please type your two filenames, each on a new line, in the body of your email. Attach - do not embed - the images to a regular email message and email to salon@minnesotanature.org. The subject line should contain something like "Images for October salon".

Submissions which do not comply with the above requirements hinder file management and could be rejected or delayed entry to a salon until requirements are met.

**If you would like to be assigned a four-digit identification number, do not understand these requirements or require help to comply with them, please email your name and phone number to salon@minnesotanature.org and someone will contact you.*

Nature Photo Times

Published Sept.-May by the
Minnesota Nature Photography Club
www.minnesotanature.org

Editor: Jay Olson-Goude, 763-772-6485,
jolson-goude@msn.com
1154 Lois Court
Shoreview MN 55126

President: Roger Williams 651-633-2168
rwill3450@comcast.net
Vice Pres.: Betty Gossens-Bryan
bdbryanmb@aol.com
Treasurer: Don Nadreau 763-377-4589
don.nadreau@gmail.com
Secretary: Linda Nygren 651-778-0340
stereogal@gmail.com

Meetings are held on the third Wednesday of
the month, September through May

6:00 PM - Set-up and Social Time
6:30 PM - Announcements and Business
6:45 PM - Program
7:45 PM - Nature Salon (Competition and
Judge's Comments).

Meetings are held at:
REI
750 West American Blvd
Bloomington, MN 55420

March Meeting Wednesday March 21, 2012

March presentation:

John A. Anderson

An Illustrated Tour of Yellowstone National Park

The presentation will provide information about the
“what, where and when” of photographing in
Yellowstone National Park. Those participating in the
presentation will:

1. Learn about the general layout of Yellowstone.

2. Receive information about where specific species of animals are likely to be observed.
3. Gain knowledge about the geothermal features and landscapes present in the park.
4. Learn about the photographic opportunities that the various seasons provide.
5. Gain an understanding of the do's and don'ts of photographing in Yellowstone.

John is an aspiring nature photographer who has been taking photographs for the past 30 years. A member of Minnesota Nature and Minnesota Valley Photography Clubs; a regular contributor to Minnesota Birding – a quarterly publication by the Minnesota Ornithological Union; his photos have been used by state and federal parks for educational purposes. For the past 6 years he has been particularly interested in studying and photographing owls in their natural setting. Now and then he allows himself to be distracted by other photographic subjects; he has an understanding and supportive wife; and his favorite mottoes are: “Nothing succeeds like excess” and “Luck is the residue of design”.

REI Workshop a Success!

The Minnesota Nature Photography Club sponsored a photographic workshop at the Bloomington REI store on Saturday, February 25th. REI donated the use of their meeting room and the proceeds of the workshop were donated to the Endowment Fund of the Friends of Crex Meadows, Grantsburg, Wisconsin.

The morning session covered the basics of digital photography and the afternoon session explored creativity in nature photography. Club photographers sharing their experience and techniques included Mike Prokosch, John Pennoyer, Mariann Cyr, Ron Cleveland and Dale Bohlke from the Crex Meadows photo club.

A total of 38 photo enthusiasts attended the workshop. Most had heard about it through REI sources so it was a surprise that only about a quarter of the audience was familiar with either Crex Meadows or the nature club. This was an excellent opportunity for each organization to reach out to potential new members.

The long-term goal of the workshop was involving photographers in the environment, specifically Crex Meadows, to help preserve it for future generations. The short-term goal was raising money for the new full time educator position. Approximately \$1500 was raised for the endowment fund. Our short-term goal was reached beyond our wildest expectations. Time will tell whether we were successful in achieving our long-term goal.
